

LYON PARK PRIMARY SCHOOL RECEPTION WELCOME MEETING

17th June 2025











WELCOME

- We are a four form entry school with approximately 900 pupils
- Our four reception classes are called RL, RY, RO and RN
- Early Years Foundation Stage (EYFS) – Nursery and Reception
- Key Stage 1 – Year 1 and Year 2
- Key Stage 2 – Years 3, 4, 5 and 6



RECEPTION TEACHERS

RL	RY	RO	RN
<p>Miss Mellar</p>  A portrait of Miss Mellar, a woman wearing a grey hijab and a black and white patterned top, smiling against a green background.	<p>Ms Easton</p>  A portrait of Ms Easton, a woman with short brown hair, smiling against a background of green foliage.	<p>Mr Campbell (EYFS Lead)</p>  A portrait of Mr Campbell, a man with a beard and short dark hair, smiling against a plain light background.	<p>Ms Utrilla</p>  A portrait of Ms Utrilla, a woman with long brown hair, smiling against a plain light background.
<p>Mrs Vaja</p>  A portrait of Mrs Vaja, a woman with long dark hair, smiling against a plain light background.	<p>Mrs Shabnam</p>  A portrait of Mrs Shabnam, a woman wearing a white hijab, smiling in front of a colorful educational display board.	<p>Miss Bedeau</p>  A portrait of Miss Bedeau, a woman with short dark hair and glasses, smiling against a plain light background.	<p>Miss Panchalingam</p>  A portrait of Miss Panchalingam, a woman with long dark hair, looking directly at the camera against a plain light background.

STARTING RECEPTION

- Key person meetings 4th, 5th and 8th September

Transition Dates

- **Taster Day:** 9th September 8:40am- 10:15am or 12:30pm-2:00pm
- **Half day sessions:** Wednesday 10th – Thursday 18th 8:40am-11:15am or 12:30pm-3:10pm
- Friday 19th September – All children 8:40am-1:00pm
- **Full-time** 8:40am-3:10am from Monday 22nd September

OUR INTENT

Vision: Happy, Healthy and Active Learners

At Lyon Park Primary School it is our intent to provide a welcoming and secure environment for your child to learn and grow by engaging in a challenging curriculum that provides our children with the knowledge, skills and understanding they need to become active and independent learners.

We work in partnership with parents and carers to ensure the best possible outcomes for all of our children.

Dispositions: Independence, Concentration, Perseverance, Curiosity and Creativity

THE EYFS AREAS OF LEARNING AND DEVELOPMENT

There are seven areas of learning and development that shape educational programmes in early years settings. All areas of learning and development are important and inter-connected.

Prime Areas	Specific Areas
Personal, social and emotional development	Literacy
Communication and language	Mathematics
Physical development	Understanding the world
	Expressive arts and design


TEACHING AND LEARNING



- The curriculum covers the seven areas of learning and development with a strong focus on communication and reading
- Children learn from practical and play based experiences in meaningful contexts
- Balance of adult led and child initiated activities
- Weekly music with a specialist teacher and PE lessons with coaches



PHONICS



- Daily phonics sessions follow the Essential Letters and Sounds programme
- Further information is on our website

<https://www.lyonparkprimaryschool.co.uk/curriculum/subjects/english-reading>

- Phonics workshop – Autumn term



RECEPTION BASELINE ASSESSMENT

- The RBA is a short, interactive and practical assessment of your child's early literacy, communication, language and mathematics skills.
- Administered within the first six weeks of a child starting Reception.
- No preparation is needed.
- The data is used as a starting point for a progress measure; Reception to Year 6

Further information can be found at

<https://www.gov.uk/government/publications/reception-baseline-assessment-information-for-parents/reception-baseline-assessment-information-for-parents>

EARLY LEARNING GOALS

The level of development children should be expected to have attained by the end of the EYFS is defined by the early learning goals (ELGs) as set out below.

Prime Areas	Specific Areas
Personal, social and emotional development Self-Regulation Managing Self Building Relationships	Literacy Comprehension Word Reading Writing
Communication and language Listening, Attention and Understanding Speaking	Mathematics Number Numerical Patterns
Physical development Gross Motor Skills Fine Motor Skills	Understanding the world Past and Present People Culture and Communities The Natural World
	Expressive arts and design Creating with Materials Being Imaginative and Expressive

HEALTH

- Please inform your child's key person and the school office of all medical needs including allergies .
- All children who require an inhaler for asthma or an EpiPen for allergies must have these in school before they can start.
- If your child needs glasses to see, they must wear them to school every day.
- Due to allergies, sweets, chocolates and party bags are not to be given on birthdays.

Snack

Fruit is provided by the school. All children need to bring in a bottle of water everyday.



Lunch

School lunches are cooked onsite. All pupils in Reception, Year 1 and Year 2 are entitled to a free school meal. Reception classes have lunch at 11:30am.

If you would like to send in a packed lunch, please ensure it contains a range of healthy foods for your child to eat.

FREE SCHOOL MEALS / PUPIL PREMIUM FUNDING



FREE SCHOOL MEALS APPLICATION 2022/2023

We want to make sure that we are providing your child with the best education and support we can. Healthy school food has obvious health benefits and can help pupils establish healthy habits for life. Healthy school food can also help to improve pupils' readiness to learn.

Families who receive certain benefits may be eligible for free school meals. Your child is eligible for free school meals if you're in receipt of one of the following benefits:

- Universal Credit with an annual household net earned income of no more than £7,400
- Income Support
- Income-based Jobseeker's Allowance
- Income-related Employment and Support Allowance (ESA)
- Support under Part 6 of the Immigration and Asylum Act 1999
- The guaranteed element of State Pension Credit
- Working Tax Credit run-on (paid for the four weeks after you stop qualifying for Working Tax Credit)
- Child Tax Credit (with no Working Tax Credit) with an annual income of no more than £16,190

Children who receive a qualifying benefit in their own right are also allowed to receive free school meals. Children under the compulsory school age who are in full time education may also be entitled to receive free school meals.

Registering for free meals could also raise an extra £1,345 for your child's primary school and £955 for your child's secondary school, to fund valuable support like extra tuition, additional teaching staff or after school activities. This additional money, known as Pupil Premium, is available from central government for every child whose parent is receiving one of the benefits listed above.

To check if your child is eligible, we need information about you and your child. Please complete this form and return to school.admissions@brent.gov.uk or by post to Forward Planning, Performance and Partnerships, Brent Civic Centre, Engineers Way, Wembley, HA9 9PU

If you receive benefits **please apply using this form** to ensure that your child's school receives this important extra funding - even if you don't want your child to receive a free meal.

You must complete all sections of the application form, including all details of each child attending a school in Brent and sign the declaration statement. We may contact you if any more information is required.

Please note: For children in schools not in Brent you will have to apply to the borough that maintains the school. Eligibility for free school meals will not be backdated.



www.brent.gov.uk/freeschoolmeals



How to apply for Free School Meals

How to create an account for Free School Meals

Before starting you will need:

- Your Full name
- Full address including postcode
- An email address
- A contact number
- Your National Insurance (NI) or National Asylum Support Service (NASS) number
- Your date of birth
- For the children that you are applying you will also need their full names, DOB and address if it is different from yours.

1. Log onto: www.brent.gov.uk
2. Search Free school meals in the search bar
3. Scroll down and you will see **Apply for School Meals**
4. Click on **Online application** to create a username and password
5. You will receive a link into your email address – it will be from children@brent.gov.uk
6. Go into your emails and click on the link sent.
7. Your username will be your email address and password that you created for the account.
8. Enter your email and password. It will take you to the site directly.
9. Now click on add children:
10. You will need to add your child/ren's full name, date of birth, gender and the school that the child attends. **IF YOUR CHILD DOES NOT GO TO A BRENT SCHOOL DO NOT COMPLETE THE FORM FOR THEM.**
11. You can add 6 children on one form by clicking on Add Child.
12. After you have entered the information about your child/ren, then press submit information.
13. You will go to another page. Here you will need to add your National Insurance (NI) number or **National Asylum Support Service (NASS)** and date of birth.
14. Tick the declaration and press send. You will be contacted when your application is received and the school can check to see if you are eligible.

ATTENDANCE

- Research shows that even missing a few days of school can have a significant impact on children's learning.
- Children who miss a substantial amount of school fall behind their peers, and struggle to catch up.
- Medical and dental appointments should be made outside of school hours.
- Holiday requests will **not** be authorised.
- If your child is absent from school, report your child's absence via the Reach More Parents app or call the school office by 8:30am on each day of absence.

UNIFORM

Children are expected to wear:

- A white polo shirt
- Black or navy jogging bottoms or grey trousers or skirt
- A school sweatshirt
- White or black socks
- Grey or black tights
- Black school shoes or trainers



All items which have a school logo can be purchased at Rumbles Uniform Shop.

Each child will need a spare set of clothes in a draw-string bag which will be kept at school. Please ensure all clothing and shoes are marked with your child's name.

PE KIT

PE is every **Wednesday** afternoon. On this day, the children must wear the following kit to school:

- Black ¼ zip track top with the school logo (preferable)
- Black t-shirt with school logo (compulsory)
- Black joggers or shorts
- Black trainers

JEWELLERY

- No jewellery is to be worn with the exception of studs in ears.
- If your child wears anything that you believe to be for religious purposes, please liaise with the class teacher.

OUTDOOR CLOTHING

Children have access to outdoor learning in all weathers. Please ensure that your child wears a waterproof coat on wet days. Please help your child to learn how to put on their coat on independently.



BOOK BAG

All children will need a school book bag to take books, letters and learning home. Please ensure any books lent to your child are returned in the same condition that they were given. Lost or damaged books will be charged.



TOILET TRAINING



- By age 3, 9 out of 10 children are dry most days
- If you haven't started toilet training your child, please start now
- Children should be able to use the toilet independently
- Teach your child how to wash their hands too!
- Help and advice can be found at [How to potty train - NHS \(www.nhs.uk\)](https://www.nhs.uk/health/a-z/how-to-potty-train)

HOW TO HELP YOUR CHILD GET READY TO START SCHOOL

- Read and enjoy books together
- Talk to your child and encourage them to speak using sentences
- Make opportunities for your child to play with other children
- Teach them to become more independent e.g. getting dressed and managing personal belongings and hygiene
- Play games that require taking turns
- Give your child opportunities to draw and write their name
- Ensure your child is fully toilet trained

THINGS TO DO BEFORE YOUR CHILD STARTS SCHOOL

- Return all admissions forms to the school office by Friday 27th June
- Parents, carers and children must attend the key person meeting in September
- Contact Mrs Mistry our SENDCo or Ms Gallagher the Assistant Headteacher for EYFS if you think your child will require additional support at school
- Read all the information sent in the induction pack
- Look at our website www.lyonparkprimaryschool.co.uk/

QUESTIONS

